

# Modular Pools

## PRODUCT PLANNING GUIDE





# Realize the Dream

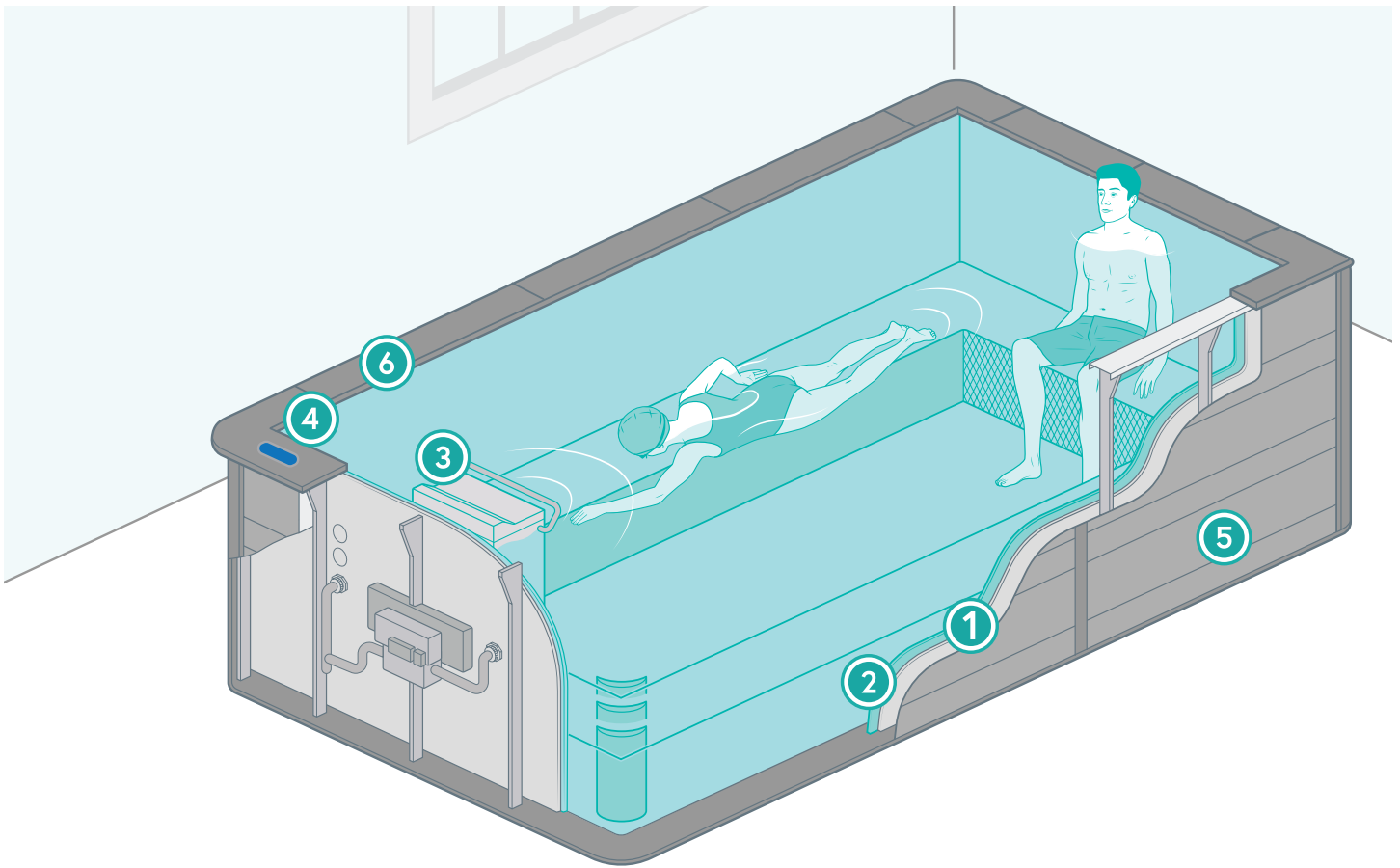
Transforming your home for more convenient fitness and family fun is so much easier when you have the right partner! The team at Endless™ Pools has over 30 years' experience helping customers like you realize their dream of pool ownership. To start, we've developed this guide of project considerations, best practices, and customization options to make the process a cinch. So, let's get started!

To begin, let's discuss where your pool will be placed for optimal performance:

- A solid, level surface, such as a concrete pad
- A location that gives you access to at least one side (some options may require additional access requirements)
- A minimum 30-amp electric service, the same as for a clothes dryer. Select options will increase your power requirements.

Understanding the DNA of your new pool can help you choose the best installation method for you: are you handy enough for a DIY assembly, or will you contract the process out? You can hire a contractor of your choosing or ask about our Contractor Referral Network. All Endless Pools products arrive with comprehensive instructions; we also offer online video guides as well as live Customer Support during and after your assembly.





# Your Pool Inside and Out

## 1. STEEL-PANEL WALLS

Sturdy and rust-resistant, our 14-gauge galvanized steel panels come with a 10-year structural warranty.

## 2. VINYL LINER

Our 28-mil. vinyl liner is 40% thicker than a standard 20-mil. liner. It allows you to customize your pool's appearance in a way that isn't possible with fiberglass or acrylic spas. You can choose from a range of solids and patterns. Each fully replaceable liner comes with a 2-year warranty.

## 3. CURRENT SYSTEM

On select modular pools, our exclusive Hydrodrive™ Technology generates a current that is ideal for swimming, fitness and fun.

## 4. CONTROL PANEL

Your Endless™ Pools command center – from here, you can digitally control the water quality system, water temperature, and optional lights and jets. For remote access, choose our optional Apple/Android controller.

## 5. SKIRTING

Most modular pools include our stylish, low-maintenance Ascent Skirting system, or you can source your own materials locally. The skirting covers the steel panels as well as any insulation you add to conserve heat.

## 6. COPING

Our durable, attractive Apex Coping covers the perimeter ledge of your pool. Included with most modular pools or source your own.

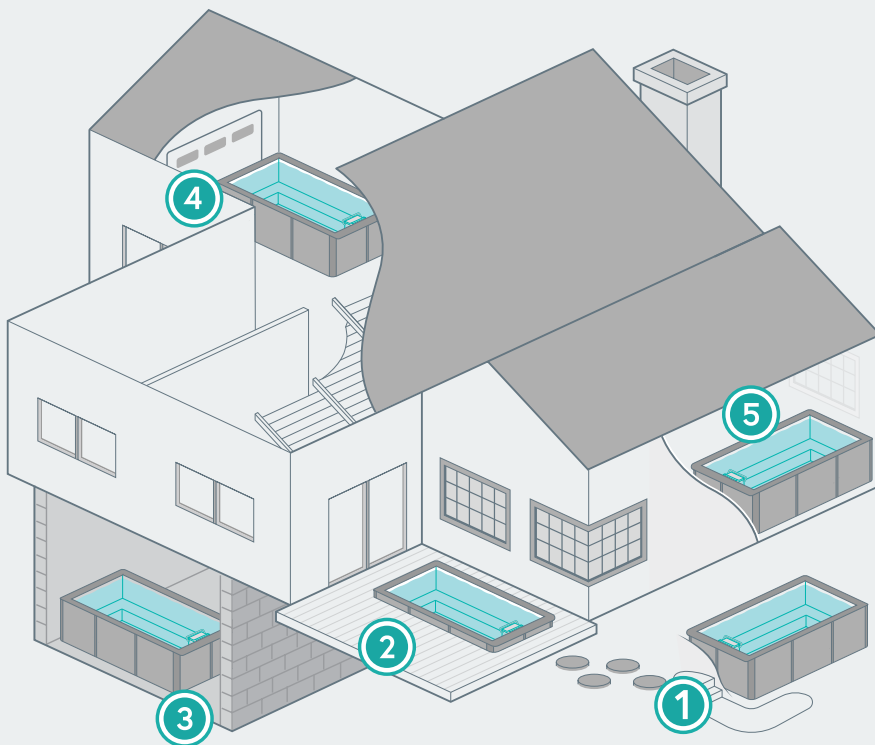
# The Fits-Almost-Anywhere Pool

On-site assembly means that you can set up your pool in a variety of locations, outside or indoors.

For cooler climates, you could enjoy an unprecedented year-round pool season at home! With a standard bathroom ventilation fan and nearby drainage, any ground-floor site can house your pool.

Every pool component can be walked through a standard door opening and down stairs, which makes this pool ideal for existing spaces, such as spare rooms, basements, and garages.

Upper-floor and rooftop locations are possible with additional engineering. Our standard pool requires that the site be able to support between 262-337 lbs per square foot, depending on pool height.



## YOU DECIDE, INDOORS OR OUTSIDE

(1) Backyard, (2) Deck, (3) Basement, (4) Garage or (5) Sunroom, a modular Endless™ Pool fits just about anywhere!

## HOW TO CONTROL YOUR COSTS

- Select an existing site.
- Install aboveground.
- Properly insulate your pool.
- Choose to install the pool yourself, hire a local contractor, or ask about our Contractor Referral Network.





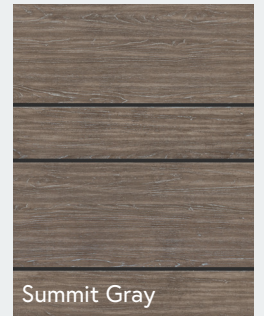
## Finishing Options

Modular Endless™ Pools give you the flexibility to match the exterior look and design to your home's aesthetic.



### OUR MATERIALS

We offer two colors for skirting the walls around your pool and three coping colors for around the top of the pool\*.

Our Ascent Skirting System includes corner lighting and is designed for easy installation. Its' maintenance-free laminate finish mimics the look of real wood



Our Apex Coping System is UV stabilized to prevent cracking and color loss in any environment. It features gracefully rounded corners for a clean, modern finish.



### YOUR MATERIALS

Some customers choose to source their own skirting and coping. Our pools have been skirted in everything from stacked stone to reclaimed oak planks.

Choose your own coping in any durable, water-resistant material.

Contact your product specialist for any special needs specific to your sourced finishing material.

\* Not available on all models.

# Site Planning

## 1. FRONT OF POOL

- Heating, filtration, and water quality equipment
- Pump for optional hydrotherapy jets
- Controlled by keypad up to 10 feet away

## 2. EQUIPMENT ACCESS

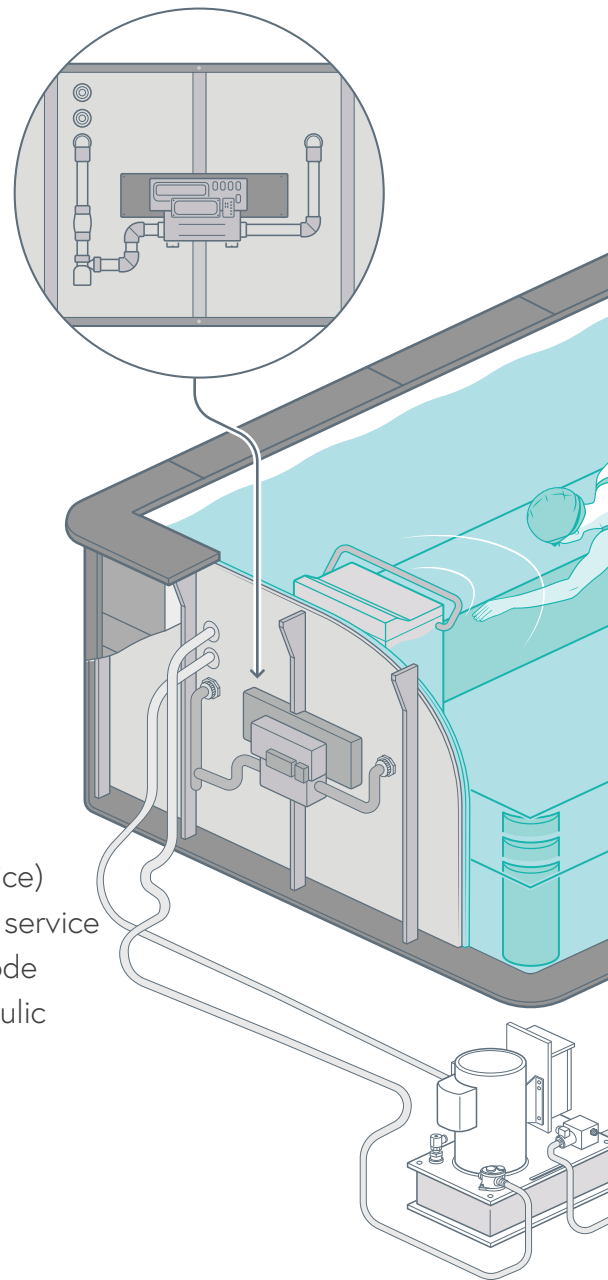
- Pool front cannot be placed against a wall
- For select options, additional clearance(s) may be required
- Inground installations only: an accessible pit is required and a sump pump recommended are recommended

## 3. POOL FOOTPRINT

Be sure to include your coping when determining your pool's outside dimensions and the space you will need.

## 4. REMOTE EQUIPMENT

- 5-hp Hydraulic Power Unit (usually located near your electric service)
- Minimum electrical requirement: 220v/30amp, GFCI, single-phase service with shutoff supplied by the customer in accordance with local code
- Connected to pool by flexible 2" PVC conduit and hoses for hydraulic fluid (10 feet standard, optional up to 75 feet)



# Pre-Delivery Considerations

## GET A PERMIT... IF NEEDED.

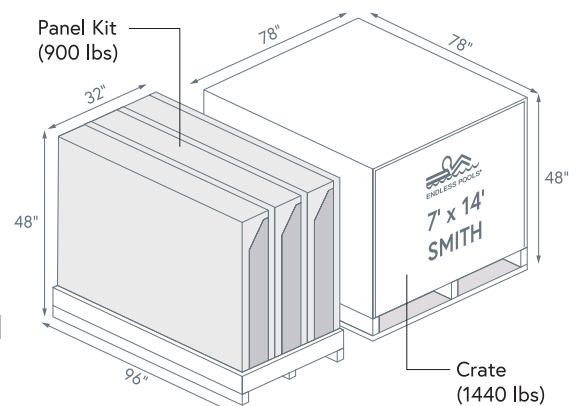
Each homeowner is responsible for acquiring the necessary permits. Be sure to check your local municipality's requirements. Defining your pool as an "Exercise Spa" rather than a permanent pool has significant permit ramifications in many municipalities.

## CHOOSE AN INSTALLER.

Ask about our Contractor Referral Network or engage your own contractor for pool assembly and installation. Some customers even choose a DIY installation. Regardless, you will have unlimited phone/email access to our Customer Service team for the life of your pool.

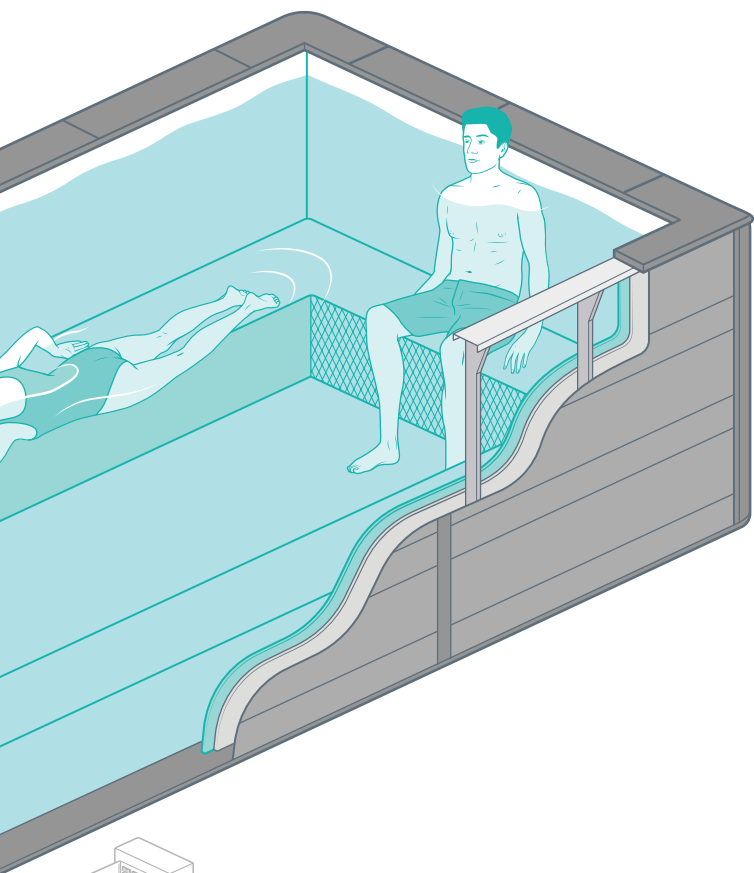
## PREPARE FOR DELIVERY.

Our Shipping Representative will contact you with complete details once your pool is in transit from our headquarters.



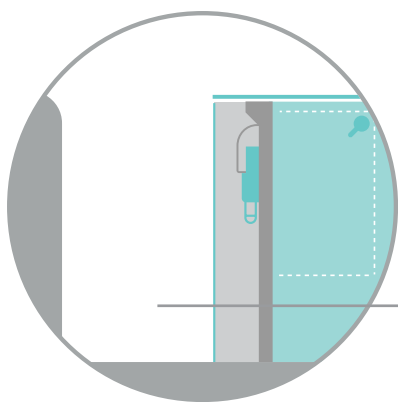
**ENDLESS™ POOLS ORIGINAL  
MODEL SHIPMENT SAMPLE**  
Sidewall Reinforcing Channels  
(Not pictures): 136" x 7" x 6" (100 lbs)





## PLANNING RESOURCES.

Panel configurations and additional technical drawings are available upon request. Please speak with your Product Specialist for more information.

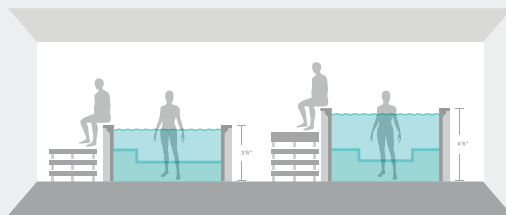


## FULLY INGROUND EQUIPMENT ACCESS.


Remember that access is required to the front panel for equipment maintenance. If you plan to excavate and sink the pool inground, construct a pit that is 3' out from the front panel. Some options may require additional access requirements.

## Depth and Accessibility

Before finalizing your pool's location and height, consider how you will access the pool. Endless™ Pools offers many options, as well as our design flexibility, to make your pool accessible to all.

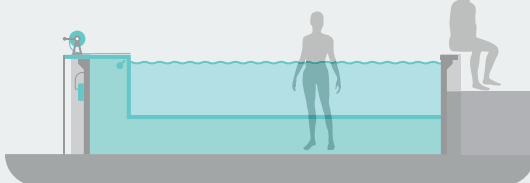


### ABOVEGROUND



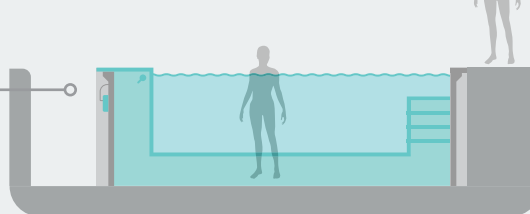
- Your easiest and most cost-effective option
- Access provided by exterior stairs with users entering the pool from a seated position.
- Handrails and grab bars also available

### PARTIALLY INGROUND



- The easiest to access for all
- Created with excavation or by constructing decking to the desired height
- Pool coping serves as stable seating which allows users to enter from a sitting position

### FULLY INGROUND



- The most elegant, low-profile option
- Created with excavation or by constructing decking to the coping
- Interior corner steps and, for deeper models, risers available to install on the rear return channel. Users generally enter the pool from a standing position.



[www.endlesspools.com](http://www.endlesspools.com)

  @endlesspools

800.732.8660 US

©2025 Watkins Wellness and Wellness Marketing Corporation. All rights reserved.  
1601 Dutton Mill Rd, Aston, PA 19014-2931.

Endless Pools, Hydrodrive, and Endless Pools Fit@Home are registered  
trademarks of Watkins Wellness.

Specifications subject to change without notice. Patents pending.

